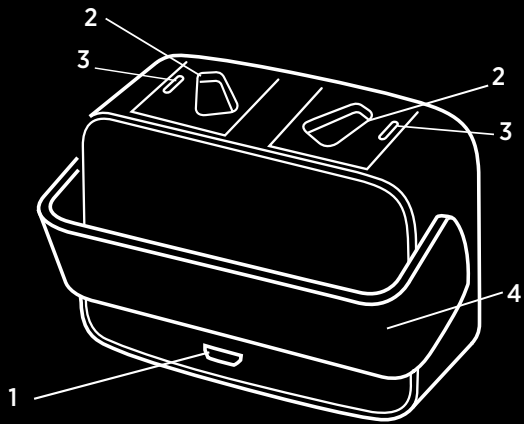


THE CHARGER AT A GLANCE

Your new WIDEX mRIC charger is intended to detect and charge your WIDEX **MOMENT™** mRIC (MRR2D) hearing aids.

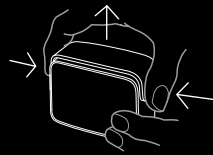
The charger has a charging well for each hearing aid, and two light indicators that show the charging status of the hearing aids.



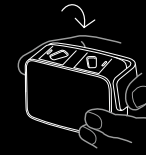
- 1. Micro USB port
- 2. Charging wells
- 3. Light indicators
- 4. Hinged cover

HOW TO GET STARTED

1. Grab the hinged cover on both sides and lift it upwards.



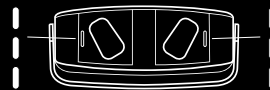
2. Pull it over towards the side with the USB port.



3. Connect the cable to the charger via the Micro USB port.



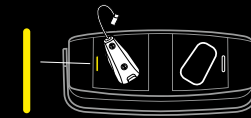
4. The light indicators flash white 5 times when the charger is connected to the power supply.



5. The charger is now ready to charge.

CHARGING INDICATORS

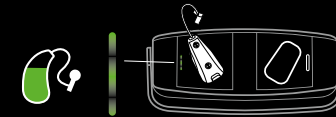
When the hearing aids are inserted in the charger, the light indicator turns solid yellow while detecting the hearing aid:



Once the charger has detected the hearing aid, charging will begin. The light indicator will flash green to indicate that the hearing aid is low on battery and less than 40% charged:








The light indicator will glow green to indicate that the hearing aid is more than 40% charged:






The light indicator will turn solid green to indicate that the hearing aid is 100% charged:




OVERVIEW OF LIGHT INDICATORS

Flashing white 	The charger is connected to the power supply.
Solid yellow 	The charger is detecting the hearing aid.
Flashing green 	The hearing aid is charging, low battery, less than 40%.
Glowing green 	The hearing aid is charging, battery more than 40%.
Solid green 	The hearing aid is fully charged, battery 100% charged.

One indicator flashing red 	An error occurred during charging, and the charging has stopped.
Both indicators flashing red 	An error occurred during charging, and the charging has stopped for both hearing aids.
Flashing yellow 	The temperature of the hearing aid has become too high during charging, and charging is paused.

For more information, consult the User Instructions that came with your Widex mRIC charger, or see the tutorial on how to use the charger in the WIDEX MOMENT™ app.



WIDEX mRIC CHARGER QUICK GUIDE



Printed 2020-01. 9 502 5404 001 #01
Widex and WIDEX MOMENT are trademarks of Widex A/S.



WIDEX A/S, Nymøllevvej 6, DK-3540 Lyngø

Apple and the Apple logo are trademarks of Apple Inc., registered in the U.S. and other countries. App Store is a service mark of Apple Inc. Android is a trademark of Google Inc. Google Play and the Google Play logo are trademarks of Google Inc.

WIDEX MOMENT™
THIS SOUND CHANGES EVERYTHING

